

EPSOM PROPERTIES LIMITED

"Regency House", 2A, Second Floor, 250/7, Anna Salai, Teynampet, Chennai - 600 006.
Tel : 91-44-2435 0676 E-mail : epsomproperties@gmail.com Web : www.epsom.in

The Manager – Corporate Services,
BSE Limited,
Floor No. 25, P J Towers,
Dalal Street,
MUMBAI 400 023

Dated : 7th April 2014

Dear Sir,

Please find enclosed Pattern of Shareholdings for the quarter ended 31st March 2014.

We would request you to take note of the above and acknowledge receipt of this letter.

Thanking you,

Yours truly,
For EPSOM PROPERTIES LIMITED



(K V NARASIMHAN)
COMPANY SECRETARY

Encl : As Above

Introductory sub-table (I)(a)

Name of the Company:		EPSOM PROPERTIES LIMITED	
Scrip Code, Name of the scrip, class of security:		531155, EPSOM PROPERTIES, EQUITY	
Quarter ended:		31ST MARCH 2014	
Partly paid-up shares:-			
	No. of partly paid-up shares	As a % of total no. of partly paid-up shares	As a % of total no. of shares of the company
Held by promoter/promoter group	0	0	0
Held by public	0	0	0
Total	0	0	0
Outstanding convertible securities:-			
	No. of outstanding securities	As a % of total no. of outstanding convertible securities	As a % of total no. of shares of the company, assuming full conversion of the convertible securities
Held by promoter/promoter group	0	0	0
Held by public	0	0	0
Total	0	0	0
Warrants:-			
	No. of warrants	As a % of total no. of warrants	As a % of total no. of shares of the company, assuming full conversion of warrants
Held by promoter/promoter group	0	0	0
Held by public	0	0	0
Total	0	0	0
Total paid-up capital of the company, assuming full conversion of warrants and convertible securities		7452800	100%

For EPSOM PROPERTIES LIMITED



 Company Secretary


Statement Showing Shareholding Pattern								
Category code	Category of Shareholder	Number of Share holders	Table (I)(a)		Total shareholding as a percentage of total number of shares		Shares Pledged or otherwise encumbered	
			Total number of shares	Number of shares held in dematerialized form	As a percentage of (A+B) ¹	As a percentage of (A+B+C)	Number of shares	As a percentage
(I)	(II)	(III)	(IV)	(V)	(VI)	(VII)	(VIII)	(IX) = (VIII)/(IV)*100
(A)	Shareholding of Promoter and Promoter Group²							
1	Indian							
(a)	Individuals/ Hindu Undivided Family	0	0	0	0.00	0.00	0	0.00
(b)	Central Government/ State Government(s)	0	0	0	0.00	0.00	0	0.00
(c)	Bodies Corporate	0	0	0	0.00	0.00	0	0.00
(d)	Financial Institutions/ Banks	0	0	0	0.00	0.00	0	0.00
(e)	Any Others(Specify)							
(e-i)								
(e-ii)								
	Sub Total(A)(1)	0	0	0	0.00	0.00	0	0.00
2	Foreign							
a	Individuals (Non-Residents Individuals/ Foreign Individuals)	1	2952879	2952879	39.62	39.62	0	0.00
b	Bodies Corporate	1	1243021	1243021	16.68	16.68	0	0.00
c	Institutions	0	0	0	0.00	0.00	0	0.00
d	Qualified Foreign Investor	0	0	0	0.00	0.00	0	0.00
e	Any Others(Specify)	0	0	0	0.00	0.00	0	0.00
e-i								
e-ii								
	Sub Total(A)(2)	2	4195900	4195900	56.30	56.30	0	0.00

For EPSOM PROPERTIES LIMITED


Company Secretary

	Total Shareholding of Promoter and Promoter Group (A)=	2	4195900	4195900	56.30	56.30	0	0.00
(B)	Public shareholding							
1	Institutions							
(a)	Mutual Funds/ UTI	0	0	0	0.00	0.00	NA	NA
(b)	Financial Institutions / Banks	0	0	0	0.00	0.00	NA	NA
(c)	Central Government/ State Government(s)	0	0	0	0.00	0.00	NA	NA
(d)	Venture Capital Funds	0	0	0	0.00	0.00	NA	NA
(e)	Insurance Companies	0	0	0	0.00	0.00	NA	NA
(f)	Foreign Institutional Investors	1	80000	0	1.07	1.07	NA	NA
(g)	Foreign Venture Capital Investors	0	0	0	0.00	0.00	NA	NA
(h)	Qualified Foreign Investor	0	0	0	0.00	0.00	NA	NA
(i)	Any Other (specify)	0	0	0	0.00	0.00	NA	NA
(i-ii)								
(i-ii)								
	Sub-Total (B)(1)	1	80000	0	1.07	1.07	NA	NA
B 2	Non-institutions							
(a)	Bodies Corporate	48	127838	114438	1.72	1.72	NA	NA
(b)	Individuals							
I	Individuals -i. Individual shareholders holding nominal share capital up to Rs 1 lakh	3501	1835203	866291	24.62	24.62	NA	NA
II	ii. Individual shareholders holding nominal share capital in excess of Rs. 1 lakh.	29	1018917	777817	13.67	13.67	NA	NA
(c)	Qualified Foreign Investor	0	0	0	0.00	0.00	NA	NA
(d)	Any Other (specify) CLEARING MEMBERS	0	0	0	0.00	0.00	NA	NA
(d-ii)	DIRECTORS & THEIR RELATIVES	1	59120	59120	0.79	0.79	NA	NA
(d-ii)	HINDU UNDIVIDED FAMILIES	35	66031	66031	0.89	0.89	NA	NA
(d-iv)	NON RESIDENT INDIANS	7	69791	24791	0.94	0.94	NA	NA
	Sub-Total (B)(2)	3621	3176900	1908488	42.63	42.63	NA	NA
(B)	Total Public Shareholding (B)= (B)(1)+(B)(2)	3622	3256900	1908488	43.70	43.70	NA	NA
	TOTAL (A)+(B)	3624	7452800	6104388	100.00	100.00	NA	NA
(C)	Shares held by Custodians and against which Depository Receipts have been issued							
1	Promoter and Promoter Group	0	0	0	0	0.00	NA	NA
2	Public	0	0	0	0	0.00	NA	NA
	Sub-Total (C)	0	0	0	0	0	NA	NA
	GRAND TOTAL (A)+(B)+(C)	3624	7452800	6104388	100.00	100.00	0	0.00

For EPSOM PROPERTIES LIMITED



Company Secretary

(l)(b) **Statement showing holding of securities (including shares, warrants, convertible securities) of persons belonging to the category "Promoter and Promoter Group"**

Sr. No.	Name of the shareholder	Details of Shares held		Encumbered shares (*)			Details of warrants		Details of convertible securities		Total shares (including underlying shares assuming full conversion of warrants and convertible securities) as a % of diluted share capital
		Number of shares held	As a % of grand total (A) +(B) +(C)	No.	As a percentage	As a % of grand total (A)+(B)+(C) of sub-clause (l)(a)	Number of warrants held	As a % total number of warrants of the same class	Number of convertible securities held	As a % total number of convertible securities of the same class	
(I)	(II)	(III)	(IV)	(V)	$(VI)=(V)/(III)*100$	(VII)	(VIII)	(IX)	(X)	(XI)	(XII)
1	Mohan Swami	2952879	39.62	0	0.00	0.00	0	0	0	0	39.62
2	Chase Perdana Sdn Bhd	1243021	16.68	0	0.00	0.00	0	0	0	0	16.68
3											
4											
5											
6											
7											
8											
9											
10											
11											
TOTAL		4195900	56.30	0	0.00	0.00	0	0	0	0	56.30

(*) The term "encumbrance" has the same meaning as assigned to it in regulation 28(3) of the SAST Regulations, 2011

For EPSOM PROPERTIES LIMITED

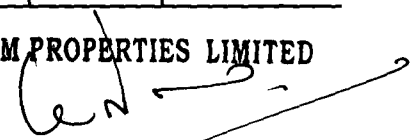


Company Secretary

(l)(c)(i) Statement showing holding of securities (including shares, warrants, convertible securities) of persons belonging to the category "Public" and holding more than 1% of the total number of shares

Sr. No.	Name of the shareholder	Number of shares held	Shares as a percentage of total number of shares (i.e., Grand Total (A)+(B)+(C) indicated in Statement at para (l)(a) above}	Details of warrants		Details of convertible securities		Total shares (including underlying shares assuming full conversion of warrants and convertible securities) as a % of diluted share capital
				Number of warrants held	As a % total number of warrants of the same class	Number of convertible securities held	% w.r.t total number of convertible securities of the same class	
1	Satellite Investments Limited	80000	1.07	0	0	0	0	1.07
2	Sureshbhai P Bhandari	76000	1.02	0	0	0	0	1.02
3	Jayapalasingam Kandiah	307700	4.13	0	0	0	0	4.13
5								
6								
7								
8								
9								
10								
TOTAL		463700	6.22	0	0	0	0	6.22


For EPSOM PROPERTIES LIMITED


Company Secretary

(l)(c)(ii) Statement showing holding of securities (including shares, warrants, convertible securities) of persons (together with PAC) belonging to the category "Public" and holding more than 5% of the total number of shares of the company

Sr. No.	Name(s) of the shareholder(s) and the Persons Acting in Concert (PAC) with them	Number of shares	Shares as a percentage of total number of shares (i.e., Grand Total (A)+(B)+(C) indicated in Statement at para (l)(a) above)	Details of warrants		Details of convertible securities		Total shares (including underlying shares assuming full conversion of warrants and convertible securities) as a % of diluted share capital
				Number of warrants	As a % total number of warrants of the same class	Number of convertible securities held	% w.r.t total number of convertible securities of the same class	
1	NIL	0	0.00	0	0	0	0	
2								
3								
4								
5								
6								
7								
8								
9								
10								
TOTAL		0	0.00	0	0	0	0	0

For EPSOM PROPERTIES LIMITED


 Company Secretary

(l)(d) **Statement showing details of locked-in shares**

Sr. No.	Name of the shareholder	Number of locked-in shares	Locked-in shares as a percentage of total number of shares (i.e., Grand Total (A)+(B)+(C) indicated in Statement at para (l)(a) above)
1	NIL	0	0.00
2			
3			
4			
5			
6			
7			
8			
9			
TOTAL		0	0.00

For EPSOM PROPERTIES LIMITED


Company Secretary

